




How to Establish Your Online Banking with Bill Pay Password Reset Feature

Go to The Community Bank's website <https://www.thecombank.com/> and click on the "LOGIN NOW" button.



You will be taken to The Community Bank's Online Banking with Bill Pay login page. Enter your Community Bank Online Banking ID. Then click Submit.

Login to The Community Bank Online Banking ? [Enroll](#) [Test Browser](#) [Home](#)

Welcome to The Community Bank's Online Banking with Bill Pay system!

Please enter **your Community Bank Online Banking ID** below to login. After you enter your ID and click on "Submit", a new page will display your unique picture and you will be asked to enter **your Password**.

Did you know that you can reset your password should you lose or forget it? It's as easy as following the onscreen instructions once you [click here!](#)

To view our Online Banking with Bill Pay User Guide for step by step instructions to managing your account online, [click here](#).

We encourage you to sign up for free e-Statements today! Free e-Statements will allow you to gain immediate access to your statements, no more waiting on the mail courier. Plus, e-Statements are safer than paper statements sitting in your mailbox. Your e-Statement will be available to you anytime using your password protected and encrypted Online Banking login. You can sign up for e-Statements once you are logged into your Online Banking account! Simply click on the "e-Statements" tab and follow the onscreen directions.

For more information regarding any of the information above, please contact us whichever way is most convenient for you:


- **Call your local Community Banking Office.** [Click here](#) for a listing of our convenient locations, phone numbers and business hours.
- **Email us by [clicking here](#).** For security purposes we recommend that you never use email to send personally identifiable, confidential information to The Community Bank.

Click the links below for helpful information*

[Supported Browsers](#) | [Tips for Preventing Fraud](#)

The Community Bank Online Banking ID:


Enter your Community Bank Online Banking with Bill Pay Password. Then click Submit.



The Community Bank
(740) 454-1600

Login to The Community Bank Online Banking ?


[Enroll](#) [Test Browser](#) [Home](#)

 Please verify your personal image! For security purposes, each time you login, verify that the image on the left is the image you selected as your Personal Identification Image.
If you have not set up your Personal Identification Image, a random image will appear. When you login, you will be redirected to the login page.

The Community Bank Online Banking ID: dduck+4

The Community Bank Online Banking Password:

From the My View Page (homepage of Online Banking with Bill Pay), select the Options tab.



The Community Bank
(740) 454-1600

[Contact Us](#) [Policies](#) [Log Out](#)


[Live Support](#)
I'm Online
[Start Chat](#)

[Online Banking](#) [Bill Pay](#) [e-Statements](#) [Options](#)

[My View](#) [Accounts](#) [Transactions](#) [Transfers](#)

Welcome to The Community Bank Online Banking with Bill Pay!

[Configure This Page](#)

GoTo	My Accounts	Did You Know															
New Transfer	<table border="1"><thead><tr><th>Name</th><th>Balance</th><th>View</th></tr></thead><tbody><tr><td>B SAFE DEP 0001</td><td>\$0.00</td><td>Info</td></tr><tr><td>T Time 0003</td><td>\$0.00</td><td>Info</td></tr><tr><td>D Free Ch 0001</td><td>\$15.00</td><td>Info</td></tr><tr><td>S Savings 0006</td><td>\$10.92</td><td>Info</td></tr></tbody></table>	Name	Balance	View	B SAFE DEP 0001	\$0.00	Info	T Time 0003	\$0.00	Info	D Free Ch 0001	\$15.00	Info	S Savings 0006	\$10.92	Info	<p>...we're adding new widgets all the time?</p> <p>Find out more...</p> <p>Need a loan? GO FOR IT! WE'RE LENDING.</p> 
Name	Balance	View															
B SAFE DEP 0001	\$0.00	Info															
T Time 0003	\$0.00	Info															
D Free Ch 0001	\$15.00	Info															
S Savings 0006	\$10.92	Info															

Under the Options tab, select Personal.

File Edit View Favorites Tools Help

Contact Us Policies Log Out

The Community Bank
Member Since 1988

Live Support
I'm Online
Start Chat

Online Banking Bill Pay e-Statements **Options**

Personal Account Display Alerts Mobile Settings

The Community Bank
(740) 454-1600

Establish the Personal Question and Answer for the Reset Password feature. Remember that answers are case sensitive.

Settings ?


Current Email Address: onlinebanking@thecombank.com


Change Email Address:

Reenter New Email Address:

Password Reset Question:

Password Reset Answer:

Personal Watermark: 



In the Password Reset Question box, enter a unique question.

Please know the question you establish here will be asked of you if you ever need to use the Forgot Password option.

Contact Us Policies Log Out

The Community Bank
Member Since 1988

Live Support
I'm Online
Start Chat

Online Banking Bill Pay e-Statements **Options**

Personal Account Display Alerts Mobile Settings

The Community Bank
(740) 454-1600

Establish the Personal Question and Answer for the Reset Password feature. Remember that answers are case sensitive.

Modify Personal Settings ?


Current Email Address: onlinebanking@thecombank.com


Change Email Address:

Reenter New Email Address:

Password Reset Question: What was your first cartoon?

Password Reset Answer:

Personal Watermark: 



In the Password Reset Answer box, enter the answer to the unique question.

Please keep in mind, the answer is case sensitive. If you answer in all capital, lower case, or a combination of both it is important to remember how the answer was entered. If you ever need to use the Password Reset feature and this answer is given incorrectly or with the wrong case sensitivity the Password Reset feature will not complete your request.

Personal Account Display Alerts Mobile Settings

The Community Bank
(740) 454-1600

Establish the Personal Question and Answer for the Reset Password feature. Remember that answers are case sensitive.

Modify Personal Settings ?


Current Email Address: onlinebanking@thecombank.com

Change Email Address:

Reenter New Email Address:

Password Reset Question: What was your first cartoon?


Password Reset Answer: The Wise Little Hen

Personal Watermark: 

After you have entered the question and answer scroll down and click Submit.

Password Reset Question: What was your first cartoon?

Password Reset Answer: The Wise Little Hen

Personal Watermark: 

The Community Bank Online Banking ID dduck+4

Enter New

The Community Bank Online Banking Password

Enter Current

Enter New

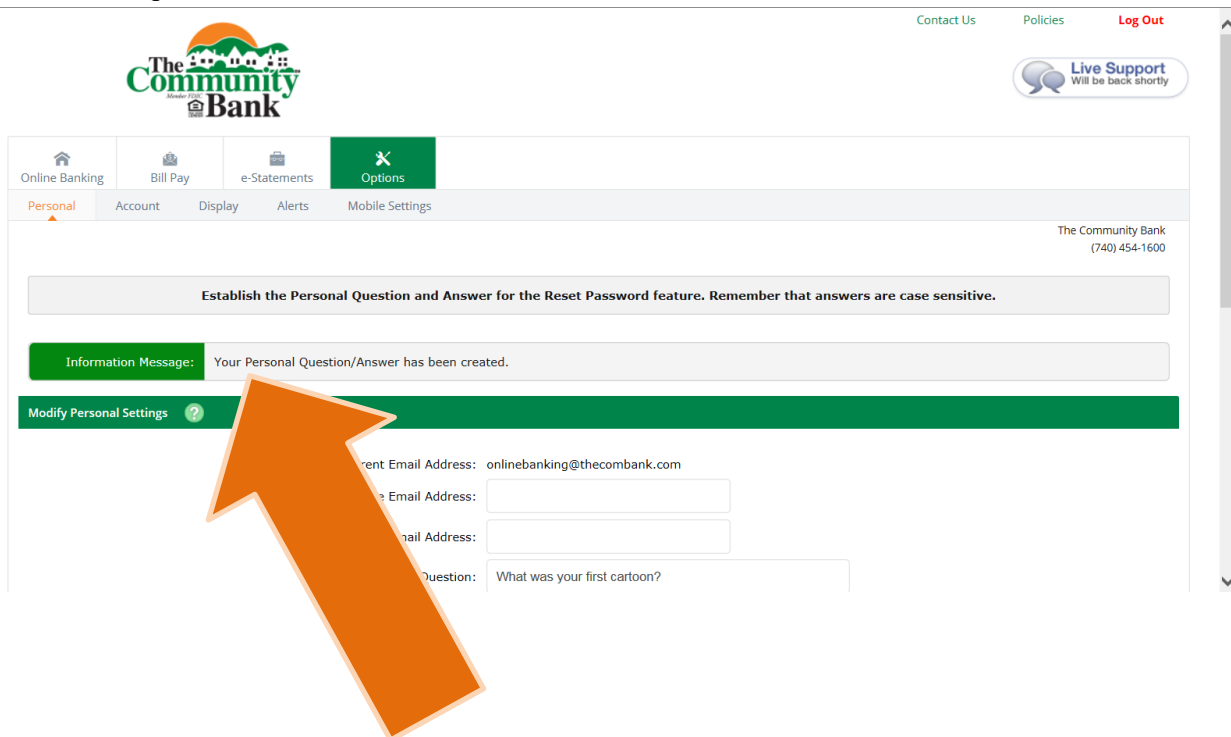
Enter New Again

Submit

NOTE: IDs must be between 6 and 25 characters, consist of 1 or more letters, numbers are allowed.
The following special characters are allowed: + _ % ! \$ & * ~

NOTE: Password must be between 6 and 25 characters, consist of 1 or more letters, numbers are allowed.
The following special characters are allowed: + _ % ! \$ & * ~

You should see an information message on the screen stating that Your Personal Question/Answer has been created.



The screenshot displays the online banking interface for The Community Bank. At the top, there is a navigation bar with links for 'Contact Us', 'Policies', and 'Log Out'. The bank's logo is on the left, and a 'Live Support' button is on the right. Below the navigation bar, there is a menu with 'Online Banking', 'Bill Pay', 'e-Statements', and 'Options' (highlighted in green). Under 'Options', there are sub-links: 'Personal', 'Account', 'Display', 'Alerts', and 'Mobile Settings'. A message box states: 'Establish the Personal Question and Answer for the Reset Password feature. Remember that answers are case sensitive.' Below this, an 'Information Message' box confirms: 'Your Personal Question/Answer has been created.' A large orange arrow points to the 'Modify Personal Settings' button. Below the button, there are input fields for 'Current Email Address' (pre-filled with 'onlinebanking@thecombank.com'), 'New Email Address', and 'Question' (pre-filled with 'What was your first cartoon?').

Congratulations! This completes the establishment of the Reset Password feature. Now you will be able to automatically reset your password should you ever lose or forget it.

**We're here to
serve you.**

People you can count on!

For more information on The Community Bank's products and services or to learn more about your accounts, please feel free to reach out to us directly at 740-454-1600, stop by your local Banking Office or visit our website at www.thecombank.com.